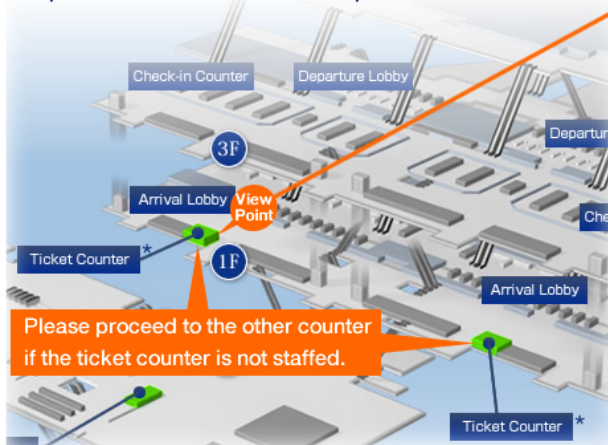


# Skyliner

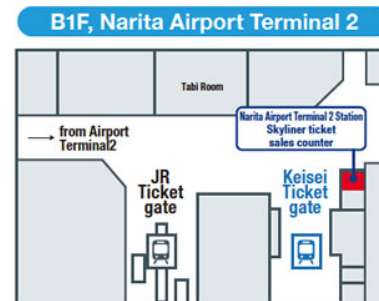
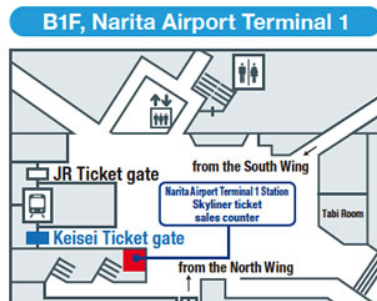
Combined ticket with 1 day subway  
2800Y

A Keisei Electric Railway ticket counter is located across the hall from the customs and baggage claim exit. The ticket counter sells tickets for the Skyliner and all other Keisei lines. Staff fluent in foreign languages are available to provide directions to the Keisei platform.



## Sales Locations

Narita Airport Terminal 1 Station  
Narita Airport Terminal 2 Station  
■ Skyliner ticket sales counter  
Hours 7:00~22:30

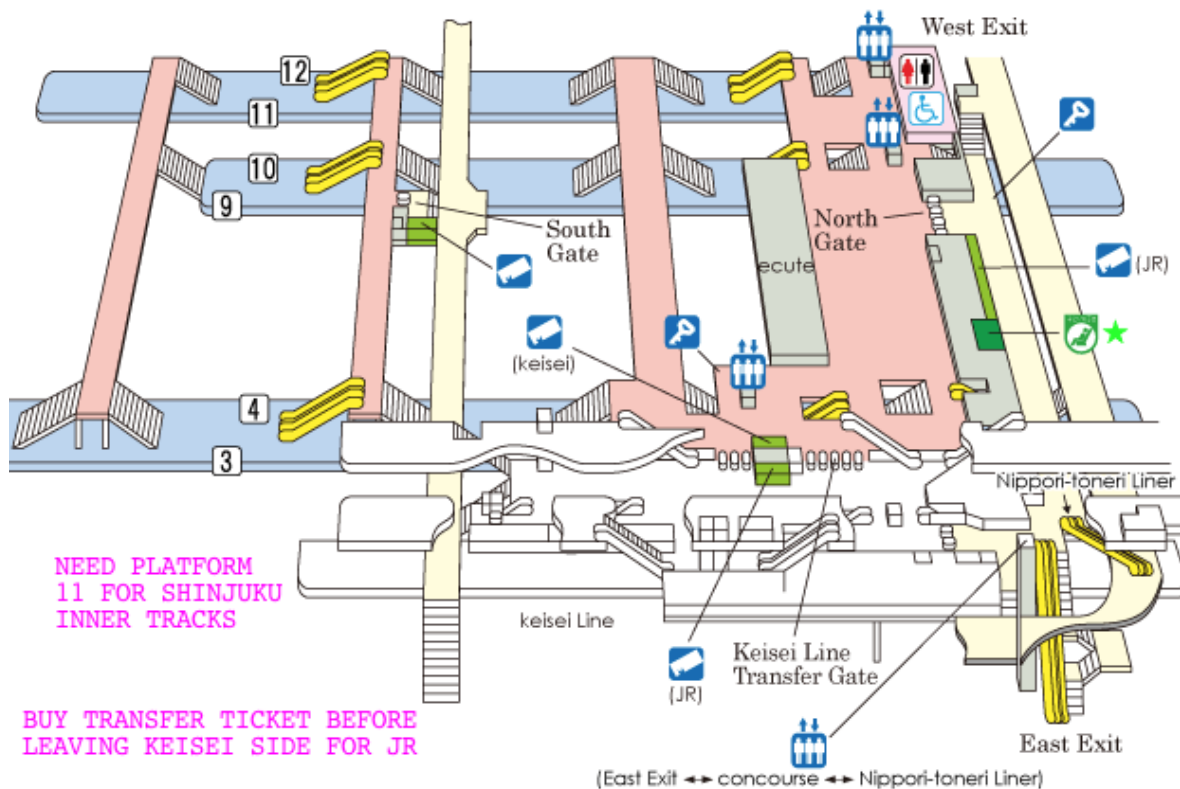


Tickets may also be purchased at the Keisei ticket sales counters on the first floor of the Narita Airport terminals (hours: 7:00 a.m. – 9:00 p.m.).

Transfer to JR Yamanote at Nippori  
Then to cab or walk at Shinjuku  
200Y  
20 minutes

<b>Sky</b>	2:42 PM	3:18 PM	3:49 PM
<b>Sky</b>	3:02 PM	3:38 PM	4:09 PM
<b>Sky</b>	3:22 PM	3:58 PM	4:29 PM
<b>Sky</b>	3:42 PM	4:18 PM	4:49 PM
<b>Sky</b>	4:02 PM	4:38 PM	5:09 PM
<b>Sky</b>	4:22 PM	4:58 PM	5:29 PM
<b>Sky</b>	4:42 PM	5:18 PM	5:49 PM
<b>Sky</b>	5:02 PM	5:38 PM	6:09 PM
<b>Sky</b>	5:22 PM	5:58 PM	6:29 PM
<b>Sky</b>	5:42 PM	6:18 PM	6:49 PM
<b>Sky</b>	6:21 PM	6:57 PM	7:28 PM
<b>Sky</b>	7:01 PM	7:37 PM	8:08 PM
<b>Sky</b>	7:41 PM	8:17 PM	8:48 PM
<b>Sky</b>	8:14 PM	8:50 PM	9:21 PM
<b>Sky</b>	8:41 PM	9:17 PM	9:48 PM
<b>Sky</b>	9:12 PM	9:48 PM	10:19 PM
<b>Sky</b>	9:54 PM	10:30 PM	11:01 PM
<b>Sky</b>	10:33 PM	11:09 PM	11:40 PM

# NIPPORI



At Shinjuku get cab by following signs for West Exit

On JR Yamanote ev 2 to 4 mins300

10 stops:

Nishi-nippori

Tabata

Komagome

Sugamo

Otsuka

Ikebukuro

Mejiro

Takadanobaba

Shin-Okubo  
Shinjuku